

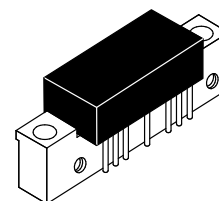
## The RF Line Wideband Linear Amplifiers

... designed for amplifier applications in 50 to 100 ohm systems requiring wide bandwidth, low noise and low distortion. This hybrid provides excellent gain stability with temperature and linear amplification as a result of the push-pull circuit design.

- Specified Characteristics at  $V_{CC} = 24\text{ V}$ ,  $T_C = 25^\circ\text{C}$ :
  - Frequency Range — 5 to 200 MHz
  - Output Power — 800 mW Typ @ 1 dB Compression,  $f = 200\text{ MHz}$
  - Power Gain — 34.5 dB Typ @  $f = 100\text{ MHz}$
  - PEP — 800 mW Typ @ -32 dB IMD
  - Noise Figure — 4.7 dB Typ @  $f = 200\text{ MHz}$
  - ITO — 46 dBm @  $f = 200\text{ MHz}$
- All Gold Metallization for Improved Reliability
- Unconditional Stability Under All Load Conditions

**CA2830C**

**34.5 dB**  
**5-200 MHz**  
**800 mWATT**  
**WIDEBAND**  
**LINEAR AMPLIFIERS**



**CASE 714F-03, STYLE 1  
(CA)**

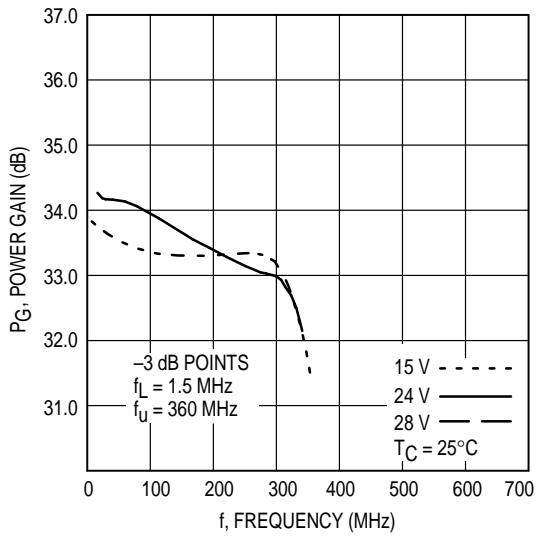
### MAXIMUM RATINGS

Rating	Symbol	Value	Unit
DC Supply Voltage	$V_{CC}$	28	Vdc
RF Power Input	$P_{in}$	+5	dBm
Operating Case Temperature Range	$T_C$	-20 to +100	$^\circ\text{C}$
Storage Temperature Range	$T_{stg}$	-40 to +100	$^\circ\text{C}$

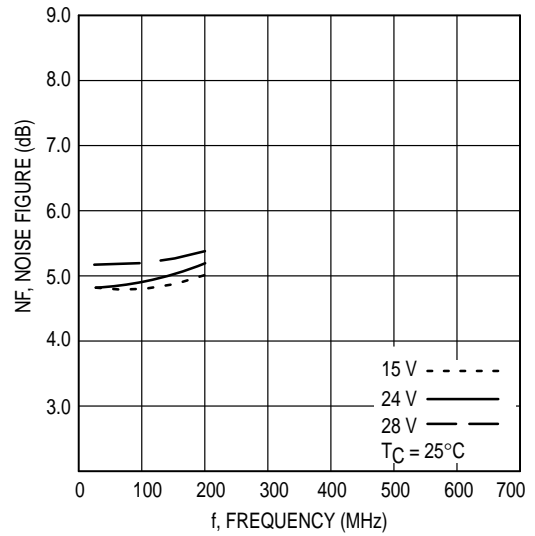
### ELECTRICAL CHARACTERISTICS ( $T_C = 25^\circ\text{C}$ , $V_{CC} = 24\text{ V}$ , 50 $\Omega$ system unless otherwise noted)

Characteristic	Symbol	Min	Typ	Max	Unit
Frequency Range	BW	5	—	200	MHz
Gain Flatness ( $f = 5-200\text{ MHz}$ )	—	—	$\pm 0.5$	$\pm 1$	dB
Power Gain ( $f = 100\text{ MHz}$ )	$P_G$	33.5	34.5	35.5	dB
Noise Figure, Broadband ( $f = 200\text{ MHz}$ )	NF	—	4.7	5.5	dB
Power Output — 1 dB Compression ( $f = 5-200\text{ MHz}$ )	$P_o$ 1dB	630	800	—	mW
Power Output — 1 dB Compression ( $f = 5-200\text{ MHz}$ , $V_{CC} = 28\text{ V}$ )	$P_o$ 1dB	1000	1260	—	mW
Third Order Intercept (See Figure 10, $f_1 = 200\text{ MHz}$ )	ITO	44	46	—	dBm
Input/Output VSWR ( $f = 5-200\text{ MHz}$ )	VSWR	—	1.5:1	2:1	—
Second Harmonic Distortion (Tone at 100 mW, $f_{2H} = 150\text{ MHz}$ )	$d_{so}$	—	-60	-50	dB
Peak Envelope Power (Two Tone Distortion Test — See Figure 10) ( $f = 5-200\text{ MHz}$ @ -32 dB IMD)	PEP	600	800	—	mW
Supply Current	$I_{CC}$	270	300	330	mA

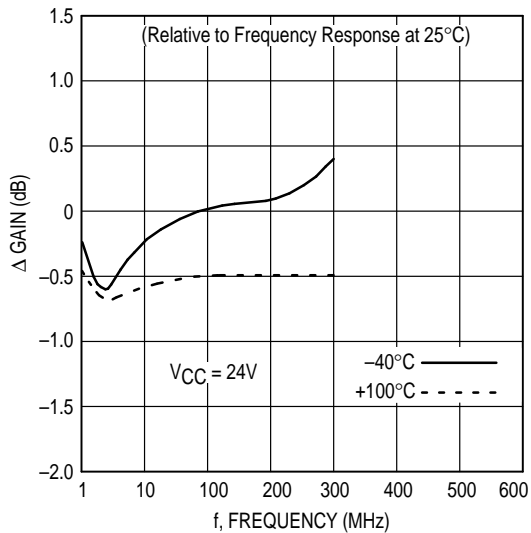
## TYPICAL CHARACTERISTICS



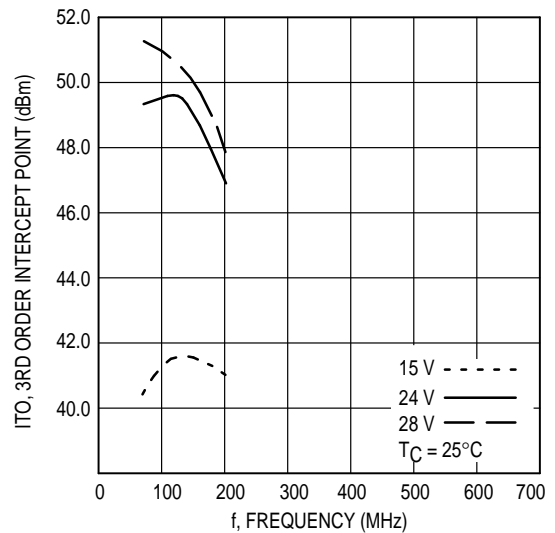
**Figure 1. Power Gain versus Frequency**



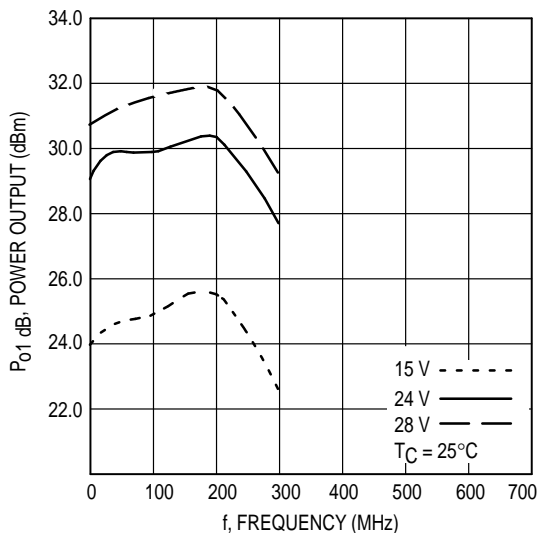
**Figure 4. Noise Figure versus Voltage**



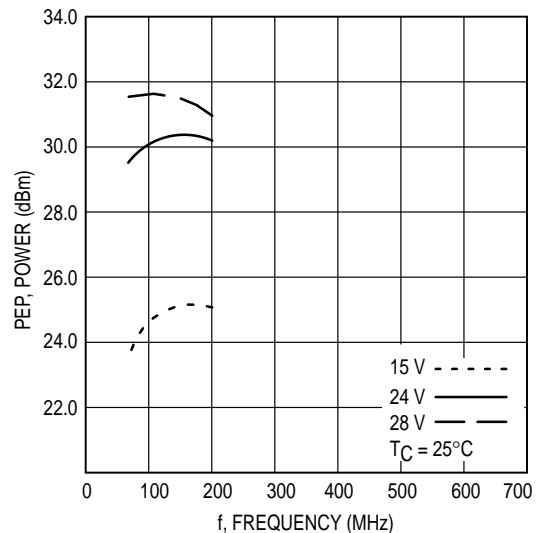
**Figure 2. Relative Power Gain versus Temperature**



**Figure 5. Third Order Intercept versus Voltage**



**Figure 3. 1 dB Gain Compression versus Voltage**



**Figure 6. Peak Envelope Power versus Voltage**

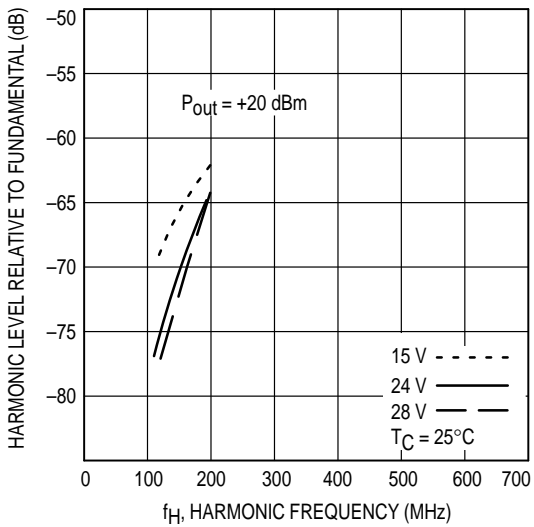


Figure 7. Second Harmonic Distortion versus Voltage

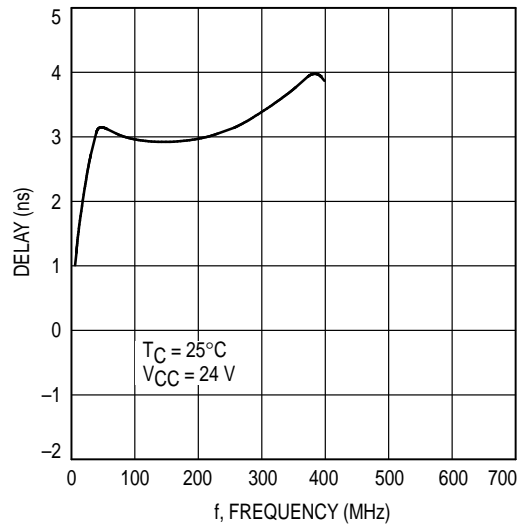


Figure 8. Group Delay versus Frequency

Biased at 24 Volts

T = 25°C Zo = 50Ω

Frequency (MHz)	S11		S21		S12		S22	
	Mag	Ang	Mag	Ang	Mag	Ang	Mag	Ang
5	-18.3	66.2	34.6	15.2	-47.0	17.7	-9.8	87.4
10	-19.3	45.5	34.6	-0.6	-47.0	2.3	-14.5	76.8
50	-15.6	35.0	34.2	-56.7	-47.5	-30.3	-12.6	45.0
100	-13.2	34.4	33.9	-114	-47.9	-62.9	-10.8	10.7
200	-11.1	30.1	33.5	134	-48.3	-128	-14.9	-42.6

Magnitude in dB, Phase Angle in degrees.

Table 1. S-Parameters

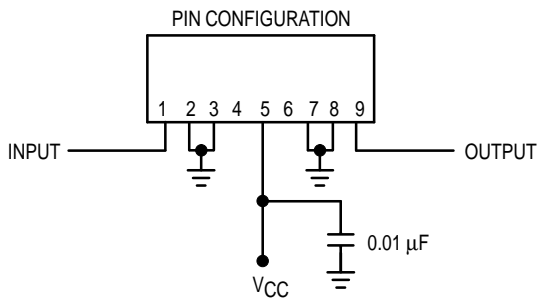
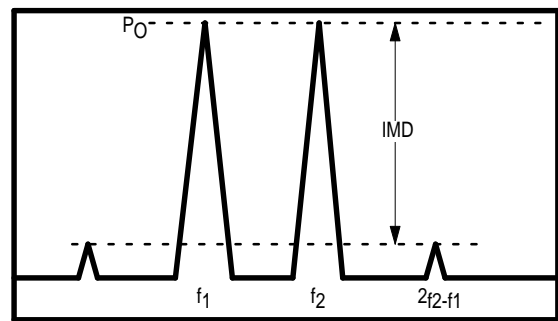


Figure 9. External Connections

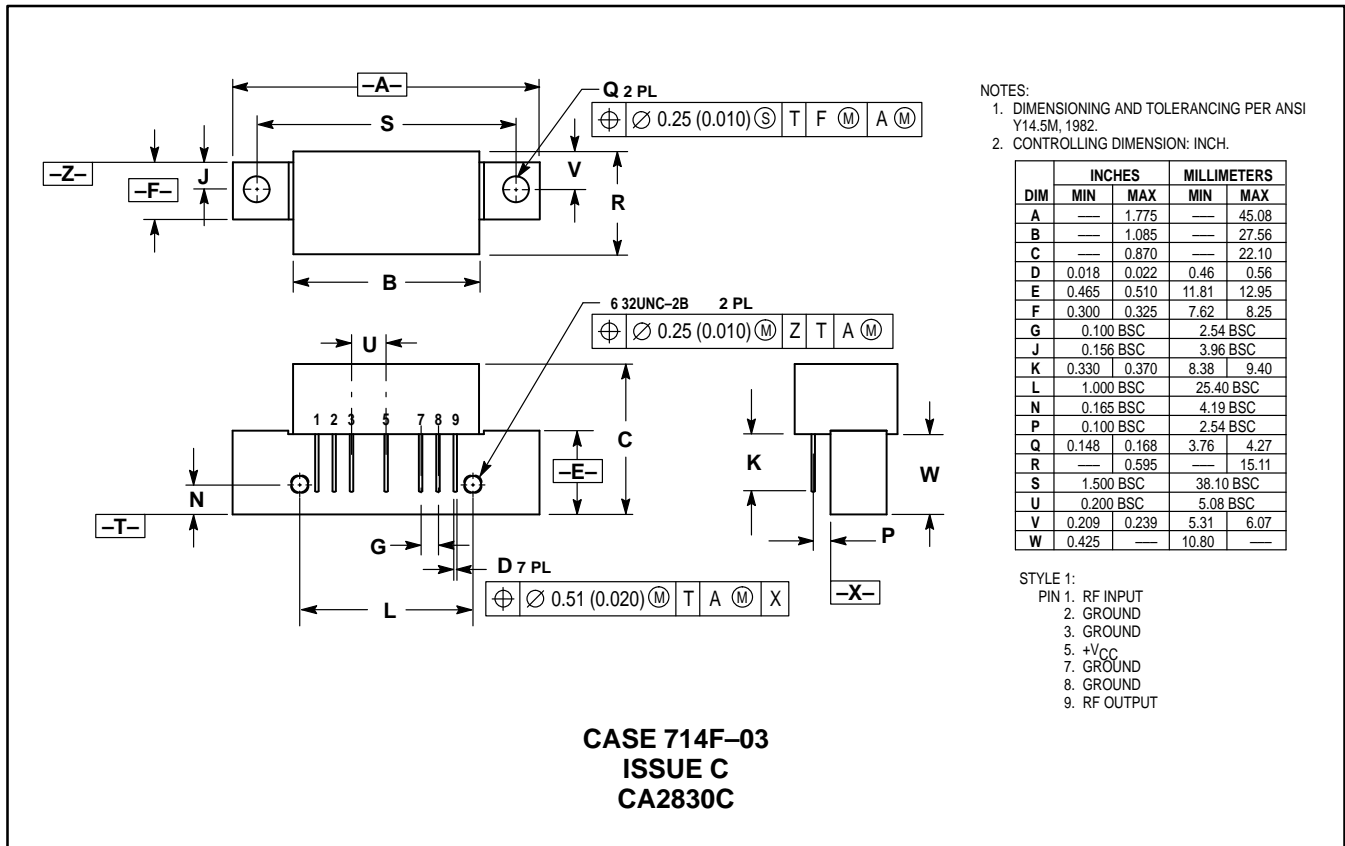


$$ITO = P_O + \frac{IMD}{2} @ IMD > 60dB$$

$$PEP = 4X P_O @ IMD = -32dB$$

Figure 10. Intermodulation Test

## PACKAGE DIMENSIONS



- NOTES:  
 1. DIMENSIONING AND TOLERANCING PER ANSI Y14.5M, 1982.  
 2. CONTROLLING DIMENSION: INCH.

DIM	INCHES		MILLIMETERS	
	MIN	MAX	MIN	MAX
A	—	1.775	—	45.08
B	—	1.085	—	27.56
C	—	0.870	—	22.10
D	0.018	0.022	0.46	0.56
E	0.465	0.510	11.81	12.95
F	0.300	0.325	7.62	8.25
G	0.100 BSC	—	2.54 BSC	—
J	0.156 BSC	—	3.96 BSC	—
K	0.330	0.370	8.38	9.40
L	1.000 BSC	—	25.40 BSC	—
N	0.165 BSC	—	4.19 BSC	—
P	0.100 BSC	—	2.54 BSC	—
Q	0.148	0.168	3.76	4.27
R	—	0.595	—	15.11
S	1.500 BSC	—	38.10 BSC	—
U	0.200 BSC	—	5.08 BSC	—
V	0.209	0.239	5.31	6.07
W	0.425	—	10.80	—

- STYLE 1:  
 PIN 1. RF INPUT  
 2. GROUND  
 3. GROUND  
 4. GROUND  
 5. +V<sub>CC</sub>  
 7. GROUND  
 8. GROUND  
 9. RF OUTPUT

Motorola reserves the right to make changes without further notice to any products herein. Motorola makes no warranty, representation or guarantee regarding the suitability of its products for any particular purpose, nor does Motorola assume any liability arising out of the application or use of any product or circuit, and specifically disclaims any and all liability, including without limitation consequential or incidental damages. "Typical" parameters which may be provided in Motorola data sheets and/or specifications can and do vary in different applications and actual performance may vary over time. All operating parameters, including "Typicals" must be validated for each customer application by customer's technical experts. Motorola does not convey any license under its patent rights nor the rights of others. Motorola products are not designed, intended, or authorized for use as components in systems intended for surgical implant into the body, or other applications intended to support or sustain life, or for any other application in which the failure of the Motorola product could create a situation where personal injury or death may occur. Should Buyer purchase or use Motorola products for any such unintended or unauthorized application, Buyer shall indemnify and hold Motorola and its officers, employees, subsidiaries, affiliates, and distributors harmless against all claims, costs, damages, and expenses, and reasonable attorney fees arising out of, directly or indirectly, any claim of personal injury or death associated with such unintended or unauthorized use, even if such claim alleges that Motorola was negligent regarding the design or manufacture of the part. Motorola and are registered trademarks of Motorola, Inc. Motorola, Inc. is an Equal Opportunity/Affirmative Action Employer.

Mfax is a trademark of Motorola, Inc.

**How to reach us:**

**USA/EUROPE/Locations Not Listed:** Motorola Literature Distribution;  
 P.O. Box 5405, Denver, Colorado 80217. 303-675-2140 or 1-800-441-2447

**JAPAN:** Nippon Motorola Ltd.: SPD, Strategic Planning Office, 4-32-1,  
 Nishi-Gotanda, Shinagawa-ku, Tokyo 141, Japan. 81-3-5487-8488

**Mfax™:** RMFAX0@email.sps.mot.com – TOUCHTONE 602-244-6609  
 – US & Canada ONLY 1-800-774-1848

**ASIA/PACIFIC:** Motorola Semiconductors H.K. Ltd.; 8B Tai Ping Industrial Park,  
 51 Ting Kok Road, Tai Po, N.T., Hong Kong. 852-26629298

**INTERNET:** <http://motorola.com/sps>

